

Wind Dancer Maxi

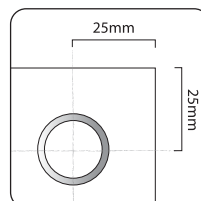

WD105



For high impact promotions, the Wind Dancer maxi is the ideal solution. The telescopic pole extends to over 5m high, so you can be sure to get your message across. The unit splits down into sections for easy carriage, with a 4 part hollow base that can be filled with water or sand for extra stability.

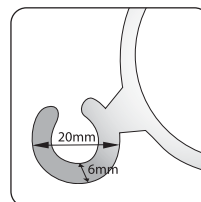

features & benefits

- Telescopic pole for adjustable height
- Ideal for point of sale, retail display or exhibition environments
- Maximum graphic height of 3500mm
- Hollow base for water or sand weighting for total stability
- Quick to put up and easy to use
- Lightweight components




eyelet details

(25mm from edges to centre)



hook details

(20mm diameter / 6mm thickness)




graphic dimensions


hardware specifications	graphic specifications	additional info
<p>Hardware Dimensions (mm)</p> <p>Telescopic post 5300 (h)</p> <p>Base 200 (h) x 1000 (w) x 1000 (d)</p> <p>Weight:</p> <p>75.2kg approx when filled with water (approx 16.5 litres per quadrant)</p>	<p>Visible Graphic Dimensions (mm):</p> <p>3500 (h) x 1000 (w) max</p> <p>2900 (h) x 1000 (w)</p> <p>1700 (h) x 1000 (w) min</p> <p>Recommended Substrate:</p> <p>Single sided, lightweight banner material.</p>	<p>Availability:</p> <p>Aluminium and moulded grey plastic base</p>

We are continually improving and modifying our product range and reserve the right to vary the specifications without prior notice. All dimensions and weights quoted are approximate and we accept no responsibility for variance. E&OE.


Assembly Instructions



Kit includes:
 4 x base corners (A), 8 x connectors (B),
 1 x base stand (C), 1 x base stand top
 (D), 1 x base stand connector (E), 15 x
 flag rings - 4 attached to header (F), 1 x
 flag pole (G), 1 x pole header (H), 1 x flag
 pole feet (I), 4 X screws



1 Turn the base stand (C) onto
 it's back and begin to slot on
 the base corners (A).



2 Ensure the corners are secure
 on the stand and that the
 plugs are on the upper side.



3 Take the base stand top (D)
 and slot into the four indents
 on each corner.



4 Screw the base stand
 connector onto the tube which
 should be protruding.



5 Place a connector (B) so that
 it sits over the indent of two of
 the corners (as indicated).



6 Insert one of the long
 screws (J) through the
 connector hole so that it
 appears underneath.



7 Take another connector and
 place over the end of the
 screw underneath the base.




8 Screw into position so that
 both connectors are held
 securely to the corners.



9 Take the flag pole feet (I) and
 place each foot through the
 hole on each corner.



10 Slot the hanging attachment
 on the underneath side of the
 corner unit.



Slide the flag pole (G) through the flag pole feet and into the base.




Align the flag pole into the base unit and make sure the fit is secure.



Fill up each base corner with water or sand to weight down the unit.



Insert the loose loop hooks (F) into the eyelets along the long side of the flag graphic



Insert the loop hooks attached to the flag header (H) into the eyelets at the top of the flag.



There should be four eyelets on the header and the number on the side vary depending on length of graphic chosen.



Slot the hoops over the flag pole starting with the bottom hoop first.



Put the flag pole header onto the top of the flag pole and screw down into the pole.

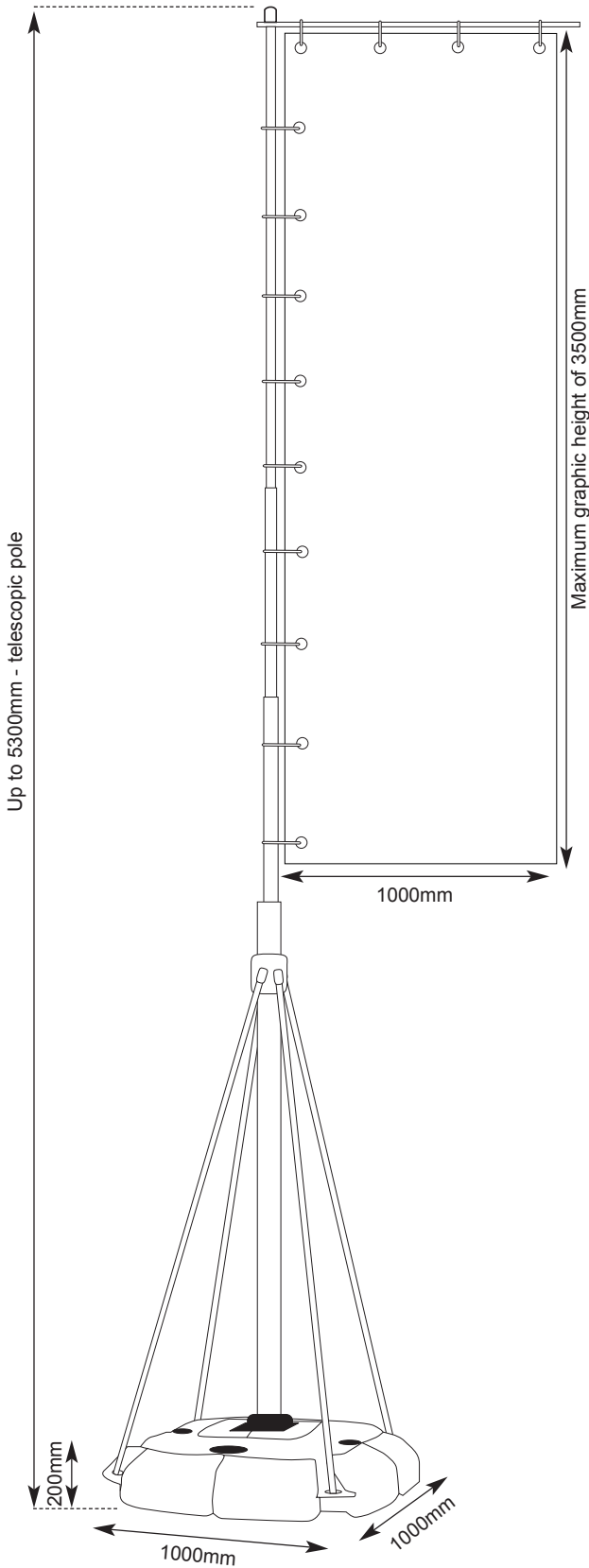


Finally, extend the telescopic pole up, ensuring that it clicks into position at each stage.



Wind Dancer Maxi


Other products in our outdoor retail range include:



flag pole and graphic dimensions

Storm

- Single sided outdoor banner in grey
- Hollow plastic base for water or sand weighting
- Supported on simple eyelet system
- Weather resistant
- Graphic size 1800mm (h) x 620mm (w)
- Supplied with bag



Storm Pro

- Single sided banner in silver and black
- Telescopic aluminium support pole and adjustable central hub allows you to vary height and width of graphic and rotate angle
- Hollow plastic base for water or sand weighting
 - Max graphic size 2185 x 813 mm
 - Supplied with bag



Horizon

- Indoor or outdoor double sided banner system
- Telescopic variable height up to 2500mm
- Extends to 3000mm wide but units can link together to form seamless wall
- Hollow feet for water or sand weighting

