


7 panel folding kit


user instructions

20mm wide (max) hook fastener (continuous strips or squares) is recommended for panel systems




kit includes : 1 set of 4 hinged panels, 1 set of 3 hinged panels, triangular table top, header panel and 2 header caps (Carry bag optional extra)

1



Take the set of 4 panels (with connecting clips) and open out until the above shape is achieved (Ensure the connecting clips are at the top of the panels)



Panel connecting clips (in lower set of panels only)

2




Lift up the set of 3 panels and place on top of the set of 4 panels Push downwards onto each panel to secure the connecting clips

3



Fit the triangular table top into the hinged panels

4



Fit header panel to the top centre hinged panel Push downwards to secure the connecting clips

5



Finally clip header caps to both vertical sides of the header panel

Technical Specification

Panel kits can either consist of 1000mm x 700mm or 900mm x 600mm panels with corresponding 250mm header
Kit weights & carry bag sizes :
900 x 600 kit : 10kg approx / 1000 x 700 kit : 10.5kg approx
900 x 600 kit carry bag size : 940mm x 640mm x 125mm
1000 x 700 kit carry bag size : 1040mm x 740mm x 125mm